



## New Enhancements Added to the AD Compliance Report Tool

- New Logbook Layout Added!




This new layout prints a 7" wide report and can be manipulated to fit any length page, from a short logbook size all the way up to a full sheet of paper.

If used as a full sheet of paper report, each page will hold up to 27 ADs per page.

Paper: PA-34-200		Update # & Serial #		Hours & Misc		Airworthiness Directive Compliance Report		
AD #	Category	Subject	Name & Signature	Amend #	Eff Date	Rec	Remarks	
72-14-07	Airframe	Stabilator Hinge Attachment Filings		39-1478	07/07/72			
72-17-01	Airframe	Induction Air Box Valve		39-1625	04/28/73	Yes		
72-18-05	Airframe	Stabilator Tip Balance Weights		39-1515	05/05/72			
72-25-01	Airframe	Superseded by 73-14-02						
73-11-02	Airframe	Main Landing Gear Support		39-1747	12/03/73	Yes		
73-13-01	Airframe	Fusider Trim Tab		39-1954	05/30/74	Yes		

- Method of Compliance Field in the FAA Style Report Lengthened to Hold More Remarks

If this traditional FAA style report is still your preference, you will notice the **Method of Compliance** field has been lengthened to hold more of your entries.



- New Footer Comment Field Added

Report Prepared By Charles A Goodwrench

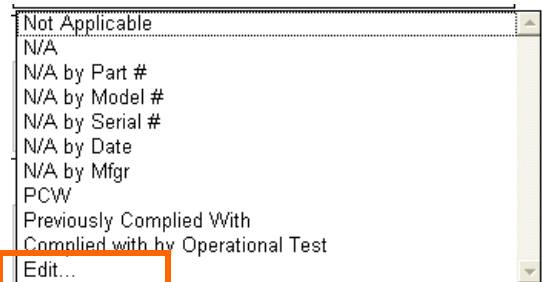
Page 1

A new field is now available to enter your **remarks** to the **bottom** of all Compliance Reports.

- Built-in Drop Down Remarks Expanded

More built in Drop-Down Remarks are now available in the **"Method of Compliance"** Remarks field to save you some repetitive typing.

You can still choose "Edit ..." at the bottom of the list to **customize** all remarks to fit your needs.



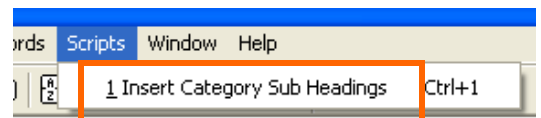
A Total of 21 Enhancements Have Been Made (too many to list here), Including:

- An **Import** Button has been added to the Summary Layout (for combining reports).

Import Records

- Appliance** ADs now appear at the **end** when sorting combined reports by category. Previously, combined reports would sort alphabetically, now they will appear in the order of Airframe, Engine, Propeller, Appliance.

- Sub Headers for **Category separation of combined reports** are now available by going to the "Scripts" menu and choosing "Insert Category Sub Headings". This allows you to add one or more editable lines **for clarification** between different categories (Airframe, Engine, Propeller, and Appliance) of ADs.



All current Toolbox Tips are available on the DVD disc by clicking the **"Support Center & General Help"** drawer. For further assistance, contact us any time by calling (803) 696-1041 or by email at help@zookaviation.com.

