


## The FAA Aircraft Registry

The FAA Aircraft Registry is a **Searchable**, **Sortable**, and **Printable** database of all the Registered Aircraft in the United States.

It is available on the AD Toolbox disc by:

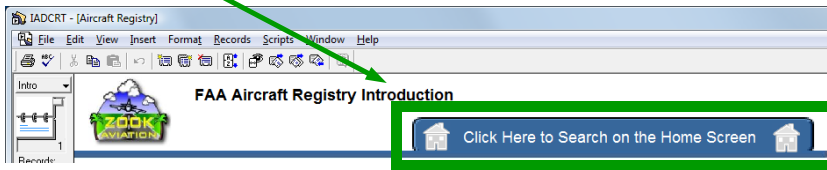
(1) Clicking the drawer on the Main Menu.



(2) Clicking the "Launch" Button on the next screen that appears.

Launch FAA Aircraft Registry

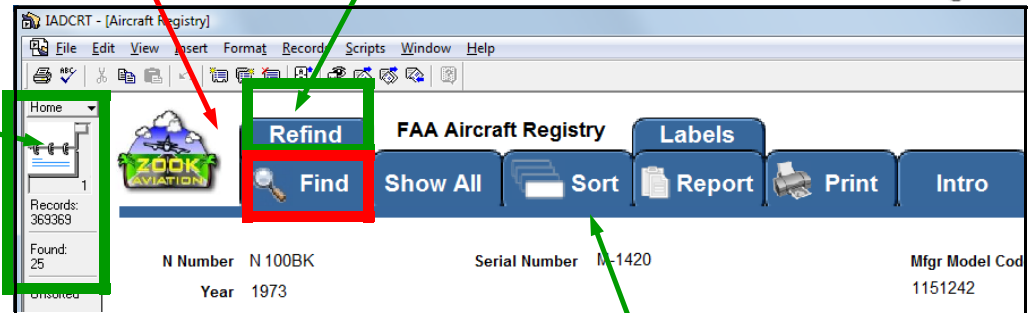
The Introduction screen contains helpful instructions that you should take a moment to glance through if you are not familiar with how to use the FAA Aircraft Registry program. When you are familiar with the instructions, click the large blue button at the top to continue to the Home Screen.



- (1) Click the "**Find**" button to **Search the Database**.
  - (2) Enter what you are searching for in any field(s).
  - (3) Press the "**Enter**" key on your keyboard to complete the search.
- LESS IS MORE!** Entering shorter and fewer search terms works better!

Understanding the "**Flip Pad**" is key to navigating the data. Clicking the panels of the "**Flip Pad**" will page through the **Found Records**.

This example shows a total of 369,369 records with 25 "found" by a search.



Toolbox Tips and Instructional Videos are available on the DVD disc in the "**Support Center & General Help**" drawer, and on our website (zookaviation.com) by clicking on the "Support" tab.

For further assistance, contact us any time by calling (803) 696-1041 or by email at help@zookaviation.com.

